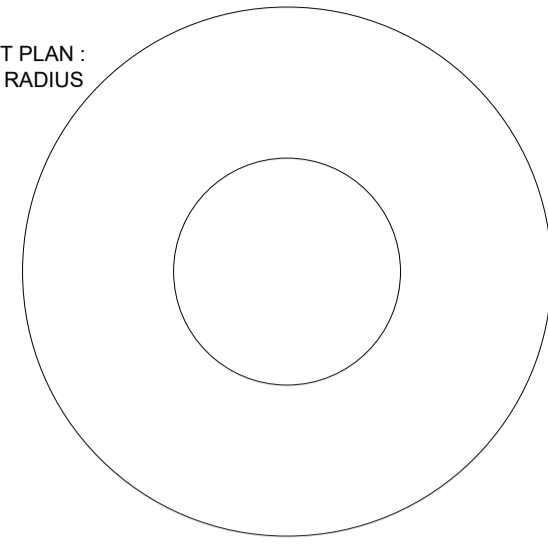


TREE PIT PLAN :
1750mm RADIUS



quality:

trunk circumference 20 to 25cm girth @ 1.0m height

clear stem to 1.8 m high minimum

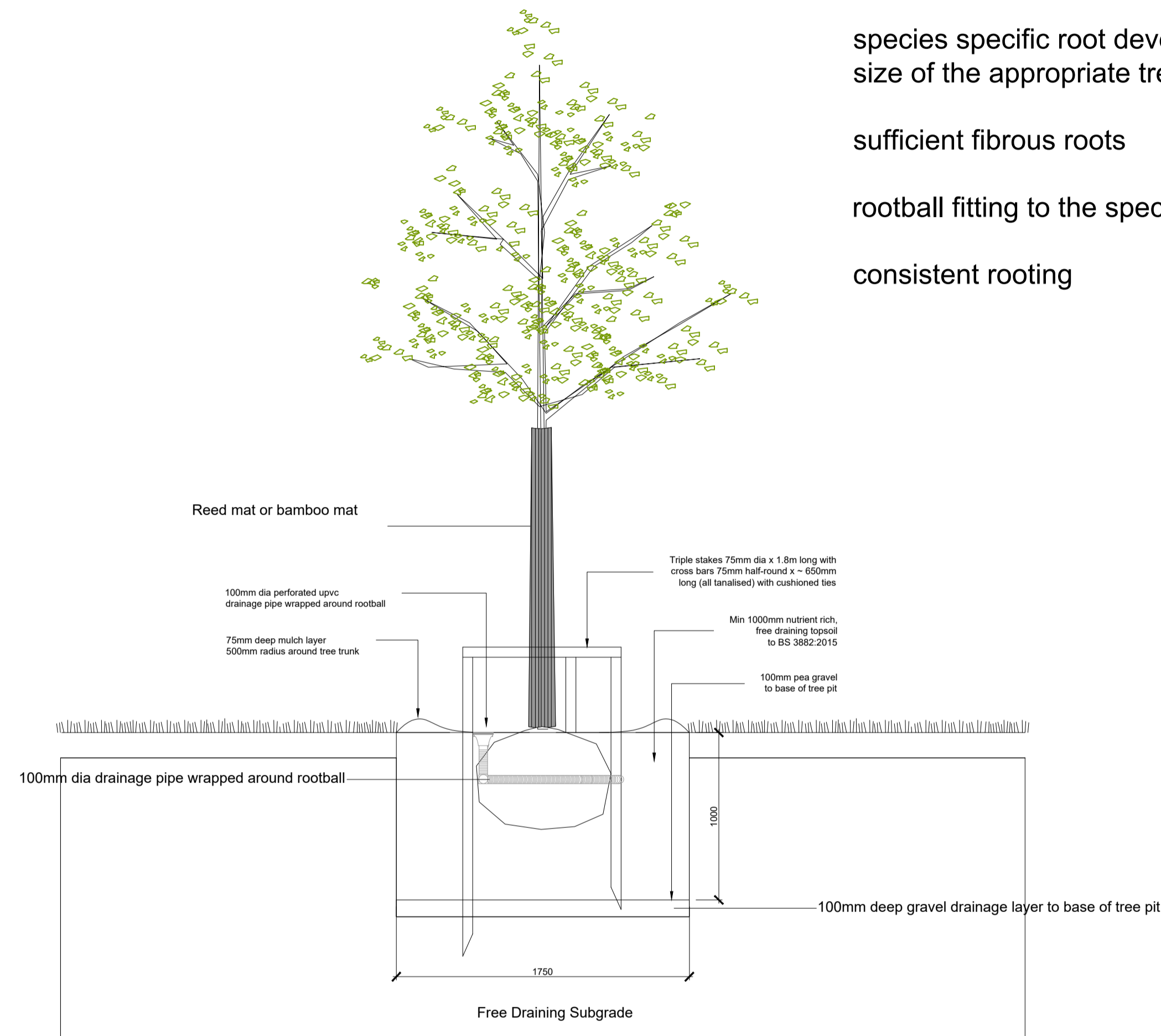
upright development, strong single leader
bark free of damage
free of abrasion and disease

species specific root development fitting to age and
size of the appropriate tree

sufficient fibrous roots

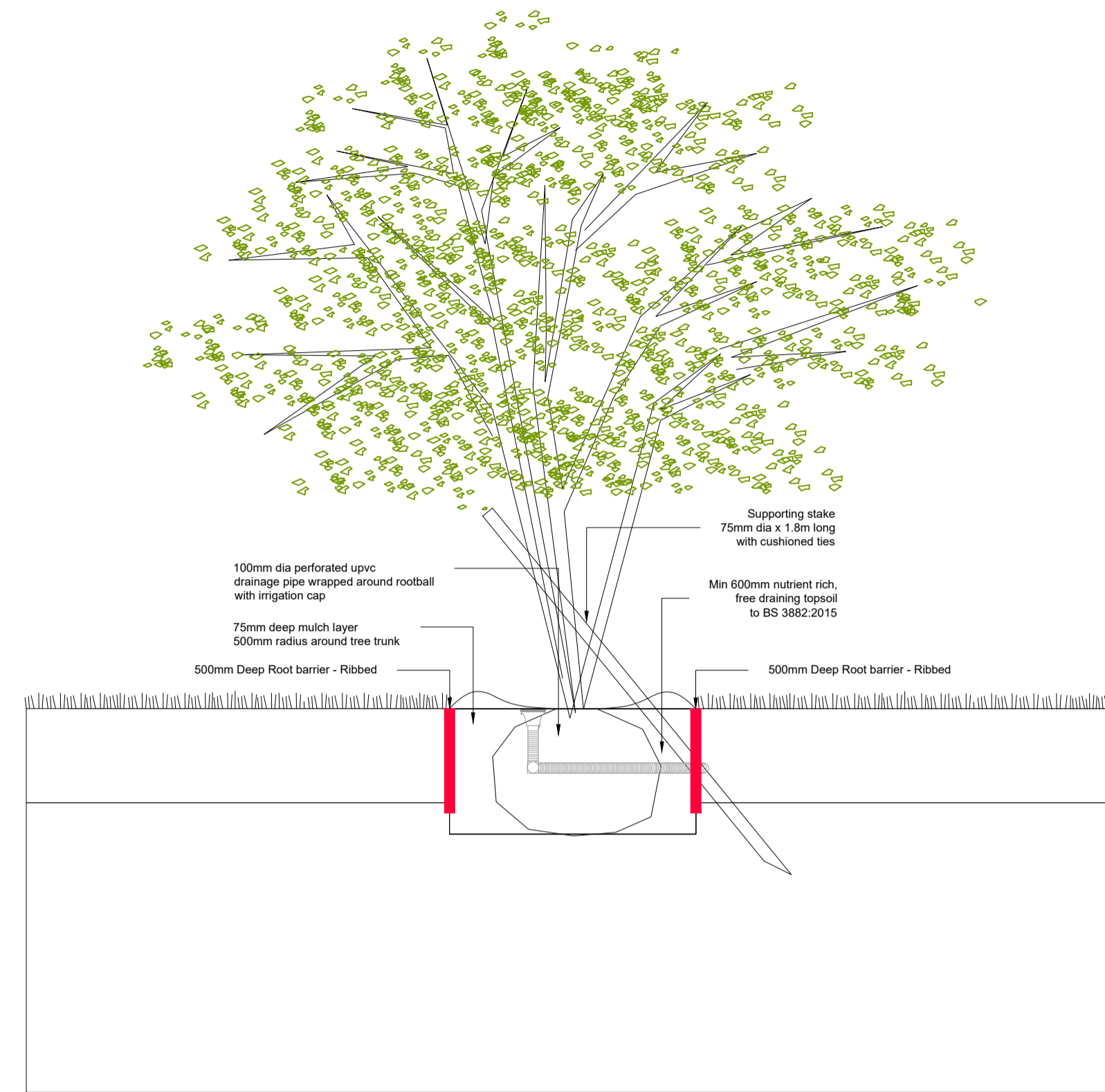
rootball fitting to the species and size of the plant

consistent rooting



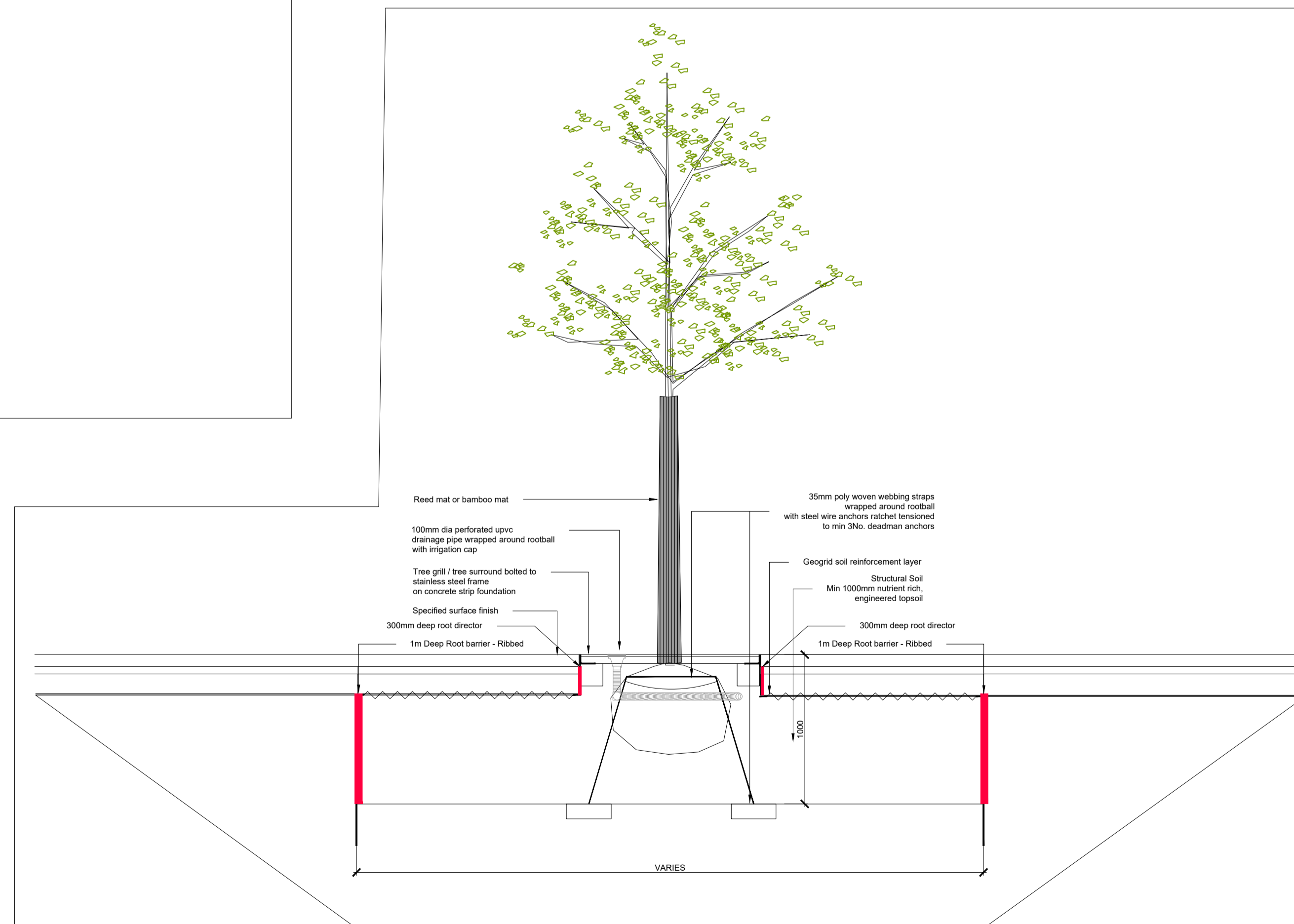
SPECIMEN TREE PLANTING - Soft Landscape

01
300



SMALL TREE / SPECIMEN SHRUB PLANTING

02
300



SPECIMEN TREE PLANTING - Hard Landscape

03
300

REV	DESCRIPTION	ISSUED BY	DATE
<p>MITCHELL + ASSOCIATES LANDSCAPE ARCHITECTURE URBAN DESIGN Unit 5, Woodpark, The Rise, Clonsilla, Dublin 9, Ireland t + 353 1 454 5066 e info@mitcheassociates.com</p>			
<p>PROJECT RICHMOND ROAD PHASE 2</p>			
<p>CLIENT MALKEY LIMITED</p>			
<p>JOB NO. RIC0001</p>			
<p>DRAWING TREE PLANTING</p>			
<p>DRAWING NO. LRIC-MA-XX-XX-DR-L-300</p>			
<p>DRAWN BY COLINE FORTIN</p>	<p>CHECKED AH</p>	<p>DATE 19.01.2023</p>	
<p>STATUS: PLANNING</p>	<p>SCALE 1:25 @ A1</p>	<p>REVISION 00</p>	
<p><small>NOTES: All dimensions are in millimeters unless otherwise stated and shall be checked and confirmed by the contractor on site. Any discrepancies shall be immediately reported to the landscape architect. Work to figured dimensions only. Do not scale from drawing. Do Not Scale. Use Figured Dimensions Only. Not for Construction Purposes unless Specifically Marked.</small></p>			
<p><small>© THIS DRAWING IS COPYRIGHT OF MITCHELL + ASSOCIATES</small></p>			